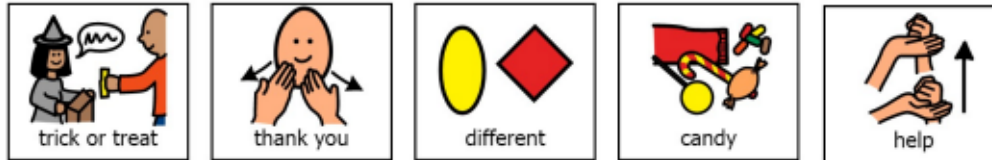


CUT ALONG EACH LINE

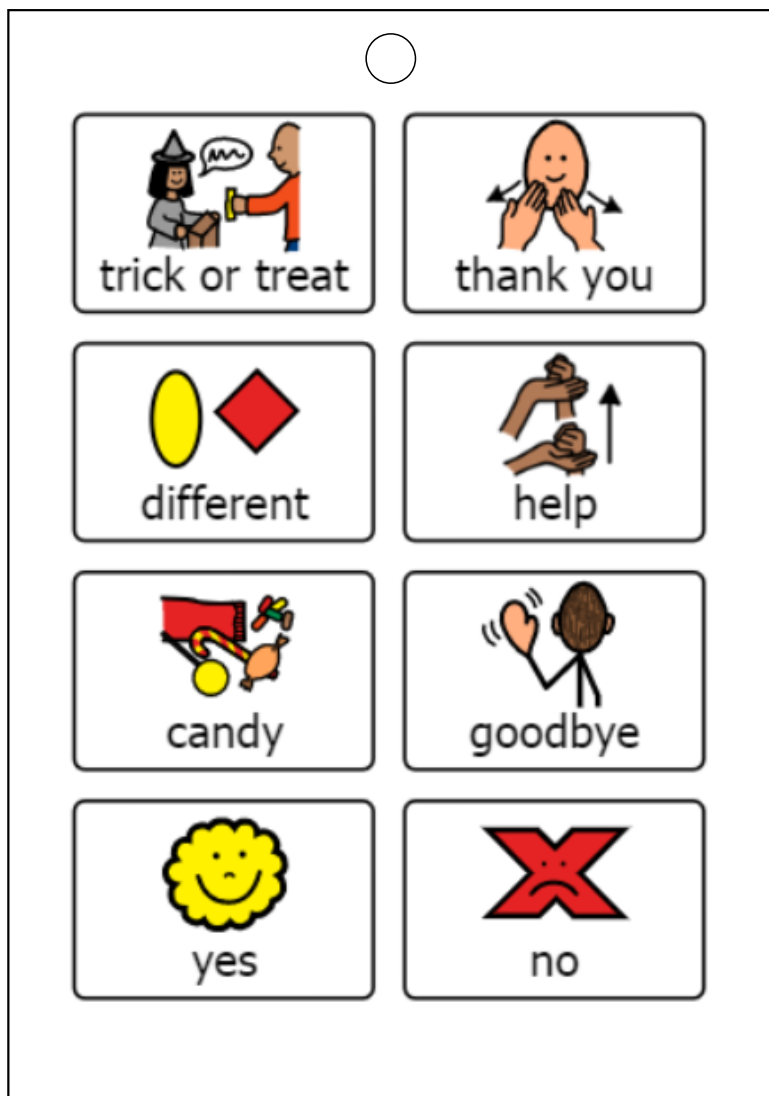


Trick or Treating Core Bracelet

- Print core bracelet sheet, preferably in color
- Laminate if possible for increased durability
- Cut along both lines
- Measure to the individual's wrist and either use tape or a hole punch and brad to fasten at the appropriate length
- Familiarize the individual with each symbol and practice using it prior to trick or treating




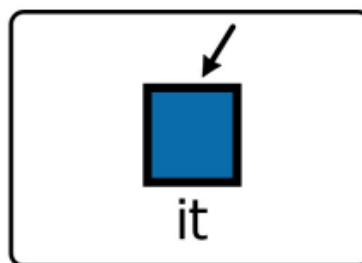


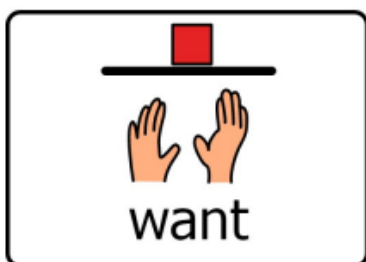
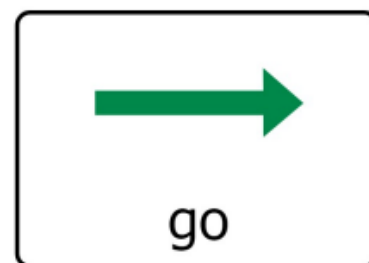

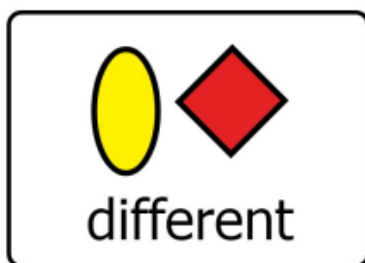


CUT ALONG EACH LINE



Trick or Treating Core Lanyard

- Print core lanyard sheet, preferably in color
- Laminate if possible for increased durability
- Cut out along rectangle
- Hole punch circle out at the top
- Attach lanyard or string so the individual can wear around their neck
- Familiarize the individual with each symbol and practice using it prior to trick or treating





Hello, I have difficulty talking so I point to pictures to communicate. Please wait for me to get my message across. It may take a little bit longer, but I appreciate your patience.
Thank you!

